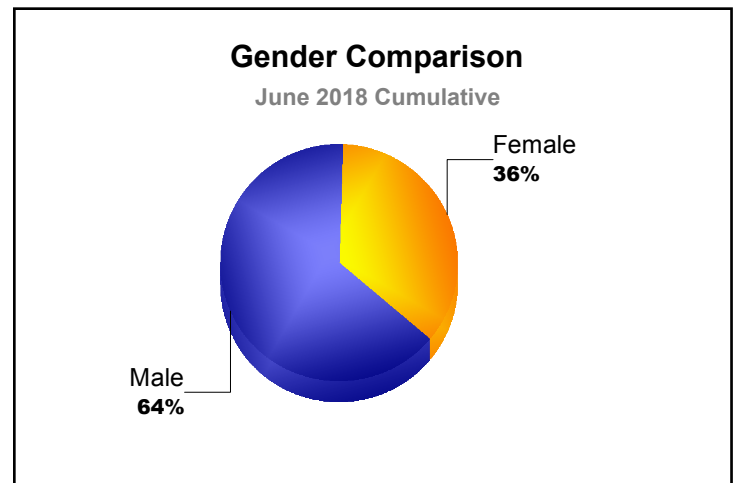
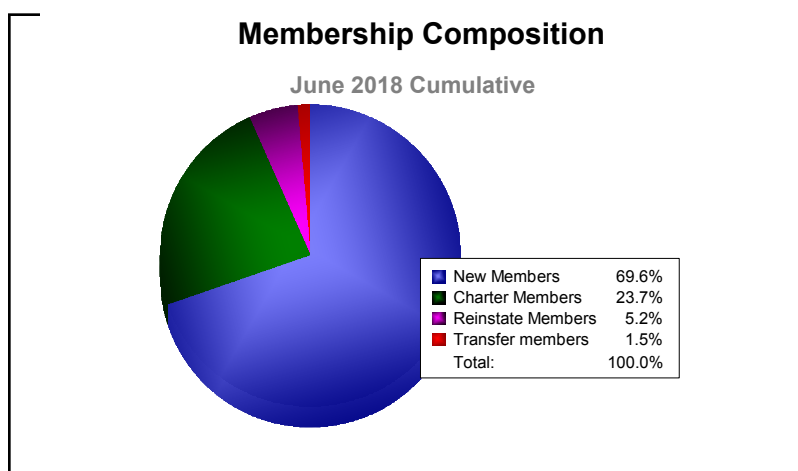
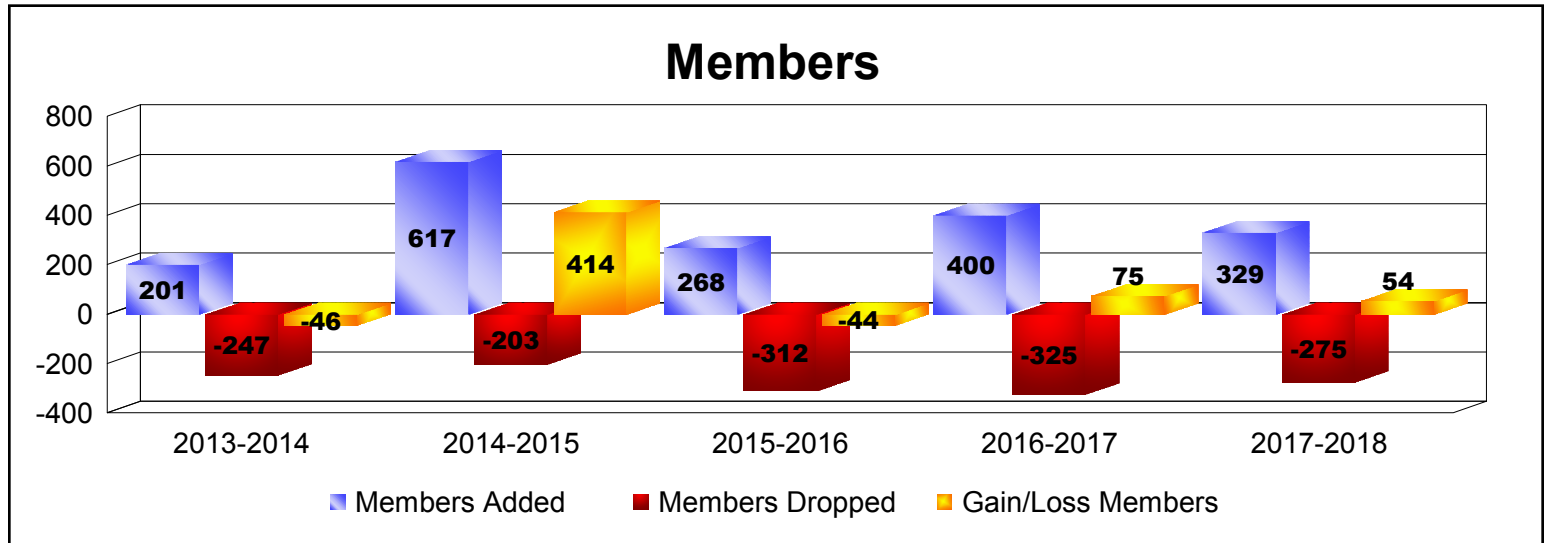
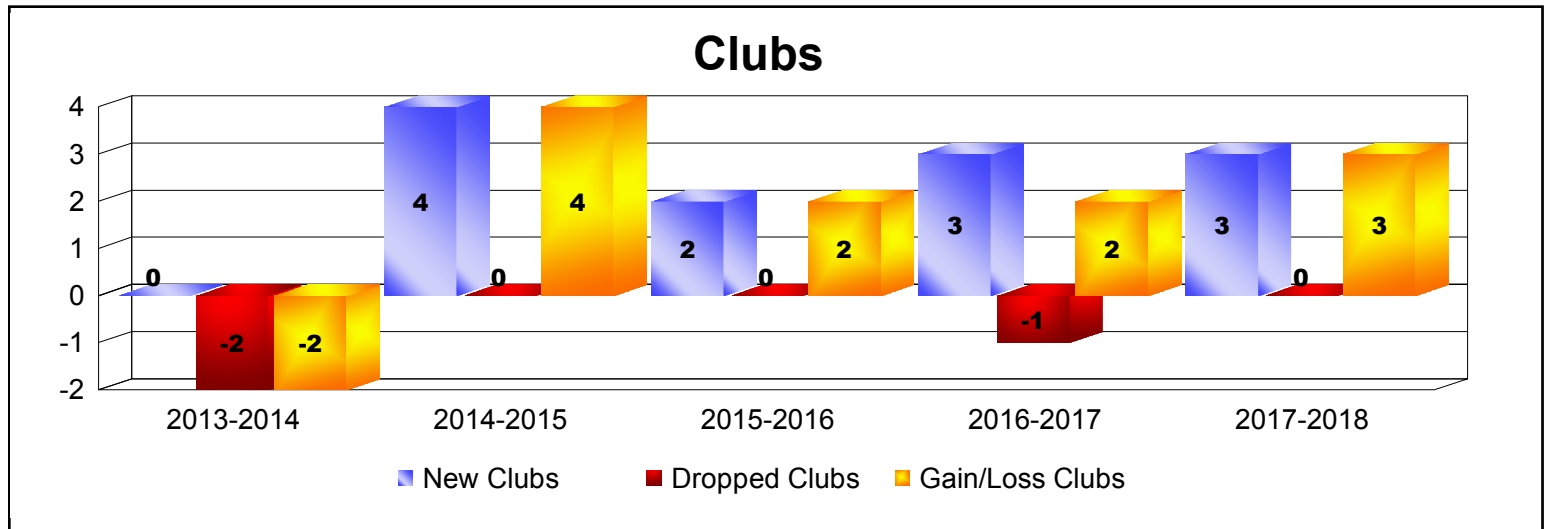
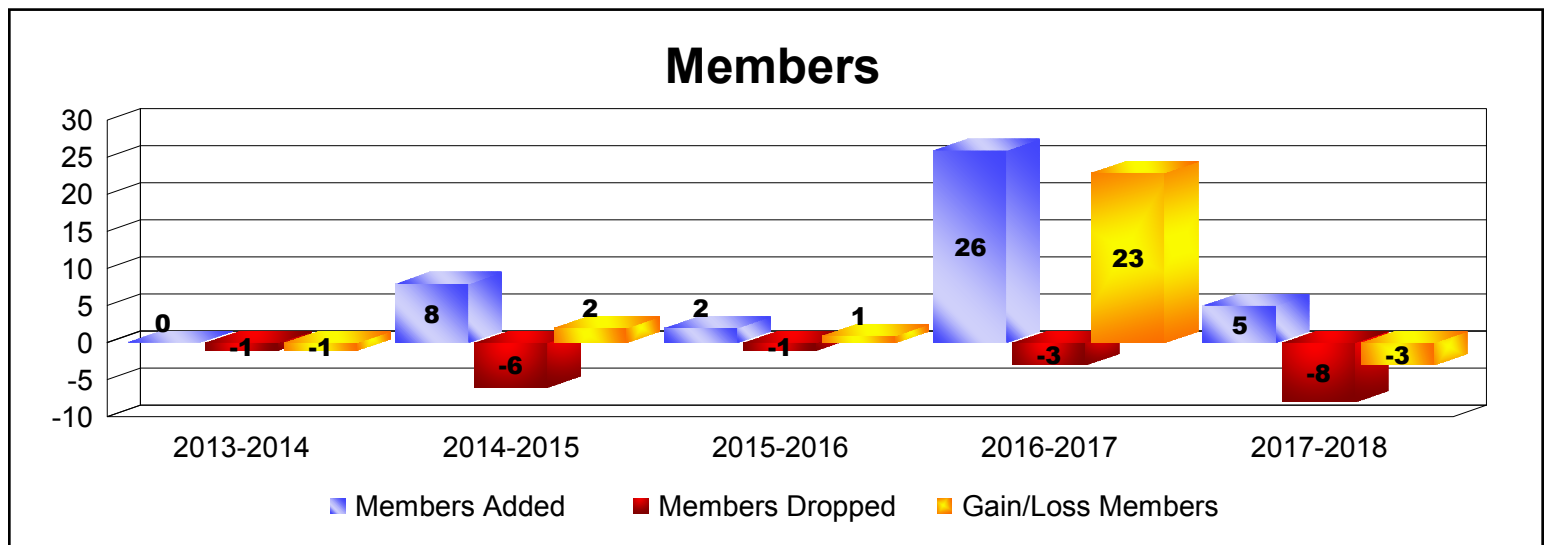
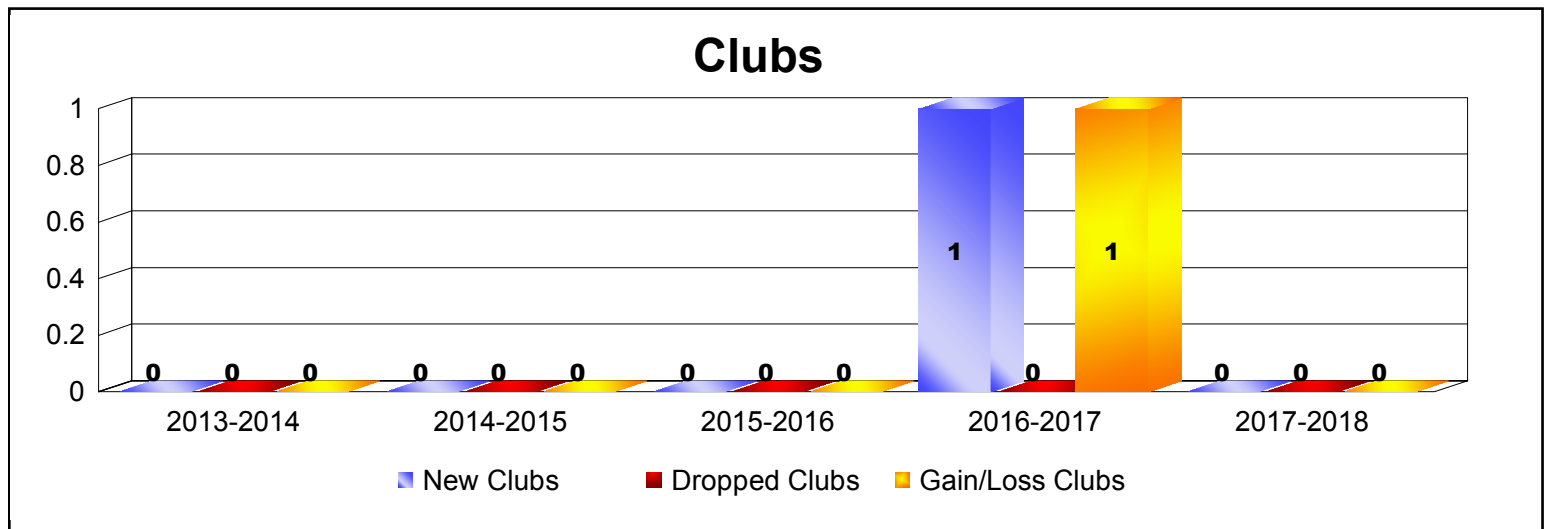


Year	New Clubs	Dropped Clubs	Gain/ Loss Clubs	New Members	Charter Members	Reinstate Members	Transfer Members	Total Member Added	Total Members Dropped	Gain/ Loss Members
2013-2014	0	-2	-2	152	18	23	8	201	-247	-46
2014-2015	4	0	4	443	150	23	1	617	-203	414
2015-2016	2	0	2	207	51	7	3	268	-312	-44
2016-2017	3	-1	2	285	101	7	7	400	-325	75
2017-2018	3	0	3	229	78	17	5	329	-275	54
<b>Average</b>	<b>2</b>	<b>-1</b>	<b>2</b>	<b>263</b>	<b>80</b>	<b>15</b>	<b>5</b>	<b>363</b>	<b>-272</b>	<b>91</b>

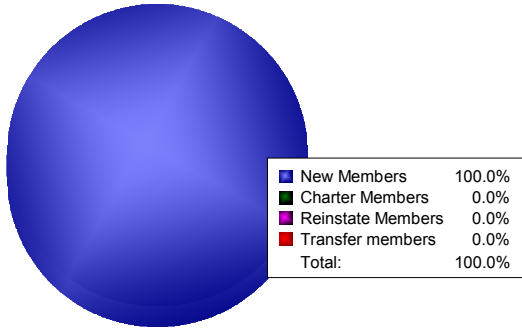


Year	New Clubs	Dropped Clubs	Gain/ Loss Clubs	New Members	Charter Members	Reinstate Members	Transfer Members	Total Member Added	Total Members Dropped	Gain/ Loss Members
2013-2014	0	0	0	0	0	0	0	0	-1	-1
2014-2015	0	0	0	6	0	2	0	8	-6	2
2015-2016	0	0	0	2	0	0	0	2	-1	1
2016-2017	0	0	0	6	0	0	0	6	-3	3
2016-2017	1	0	1	0	20	0	0	20	0	20
2017-2018	0	0	0	5	0	0	0	5	-3	2
2017-2018	0	0	0	0	0	0	0	0	-5	-5
<b>Average</b>	<b>0</b>	<b>0</b>	<b>0</b>	<b>3</b>	<b>3</b>	<b>0</b>	<b>0</b>	<b>6</b>	<b>-3</b>	<b>3</b>



## Membership Composition

June 2018 Cumulative



## Gender Comparison

June 2018 Cumulative

